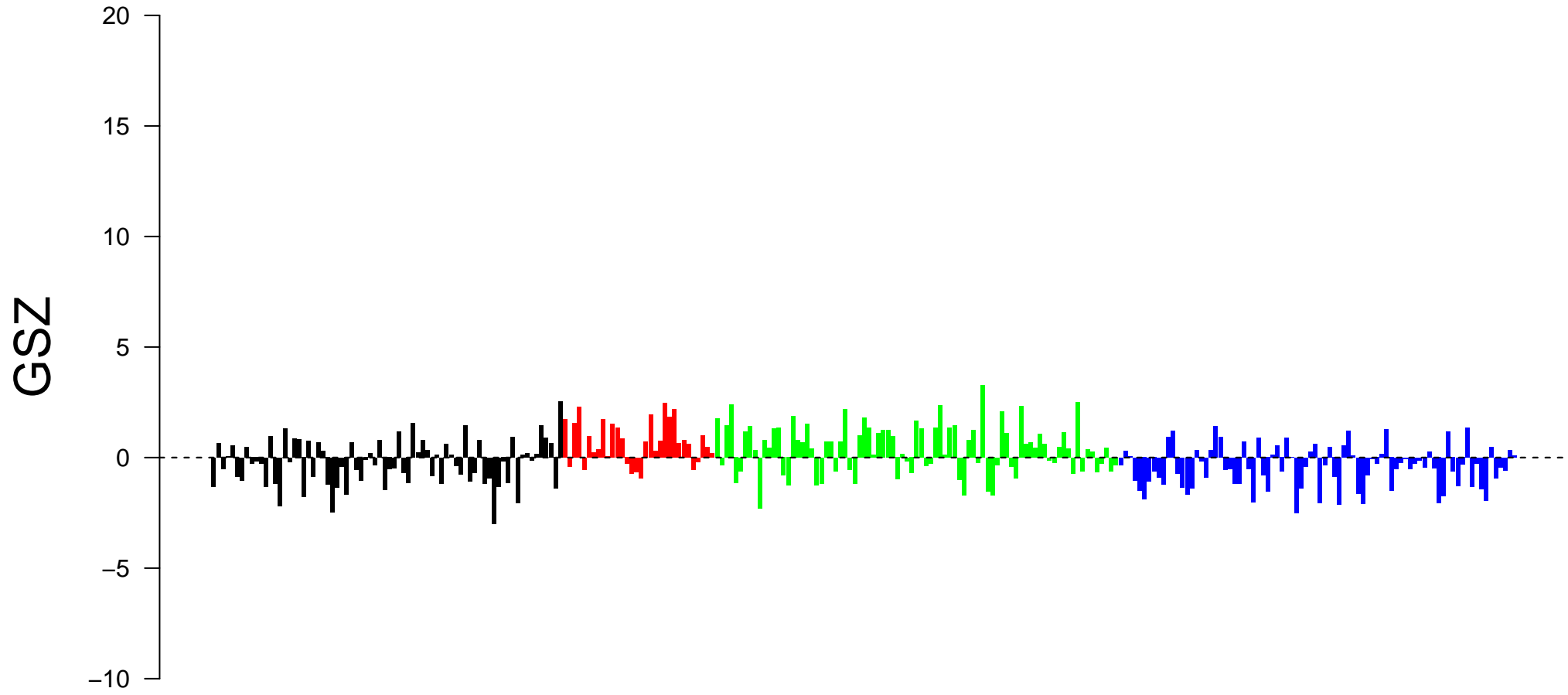
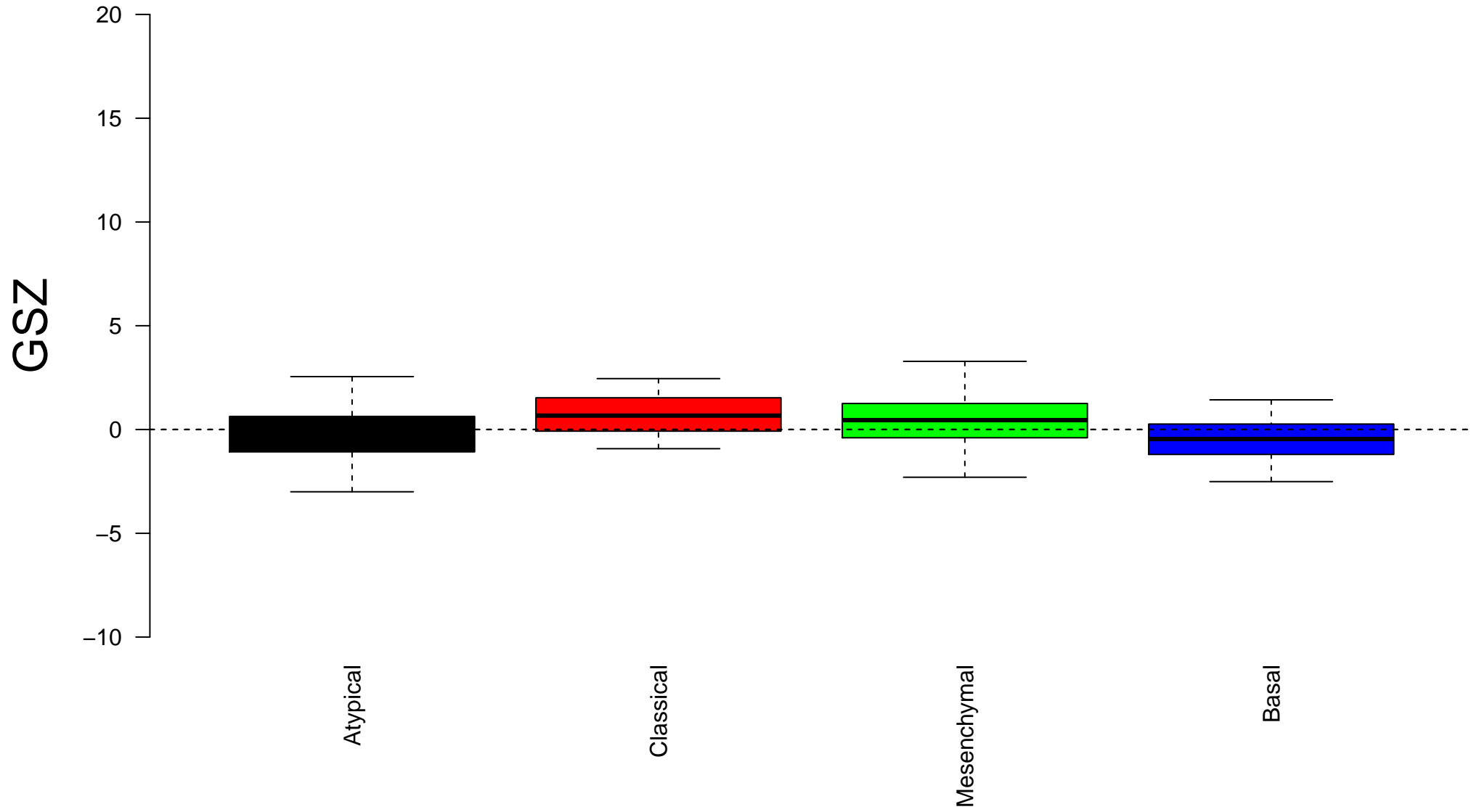


# ZHANG\_RESPONSE\_TO\_IKK\_INHIBITOR\_AND\_TNF\_DN




# ZHANG\_RESPONSE\_TO\_IKK\_INHIBITOR\_AND\_TNF\_DN




# Enrichment in spots: ZHANG\_RESPONSE\_TO\_IKK\_INHIBITOR\_AND\_TNF\_DN




# Expression of ZHANG\_RESPONSE\_TO\_IKK\_INHIBITOR\_AND\_TNF\_DN in Spot A




# Expression of ZHANG\_RESPONSE\_TO\_IKK\_INHIBITOR\_AND\_TNF\_DN in Spot B




# Expression of ZHANG\_RESPONSE\_TO\_IKK\_INHIBITOR\_AND\_TNF\_DN in Spot C



# Expression of ZHANG\_RESPONSE\_TO\_IKK\_INHIBITOR\_AND\_TNF\_DN in Spot D




# Expression of ZHANG\_RESPONSE\_TO\_IKK\_INHIBITOR\_AND\_TNF\_DN in Spot E







# Expression of ZHANG\_RESPONSE\_TO\_IKK\_INHIBITOR\_AND\_TNF\_DN in Spot F




Expression of ZHANG\_RESPONSE\_TO\_IKK\_INHIBITOR\_AND\_TNF\_DN in Spot G




# Expression of ZHANG\_RESPONSE\_TO\_IKK\_INHIBITOR\_AND\_TNF\_DN in Spot H




# Expression of ZHANG\_RESPONSE\_TO\_IKK\_INHIBITOR\_AND\_TNF\_DN in Spot I



# Expression of ZHANG\_RESPONSE\_TO\_IKK\_INHIBITOR\_AND\_TNF\_DN in Spot J



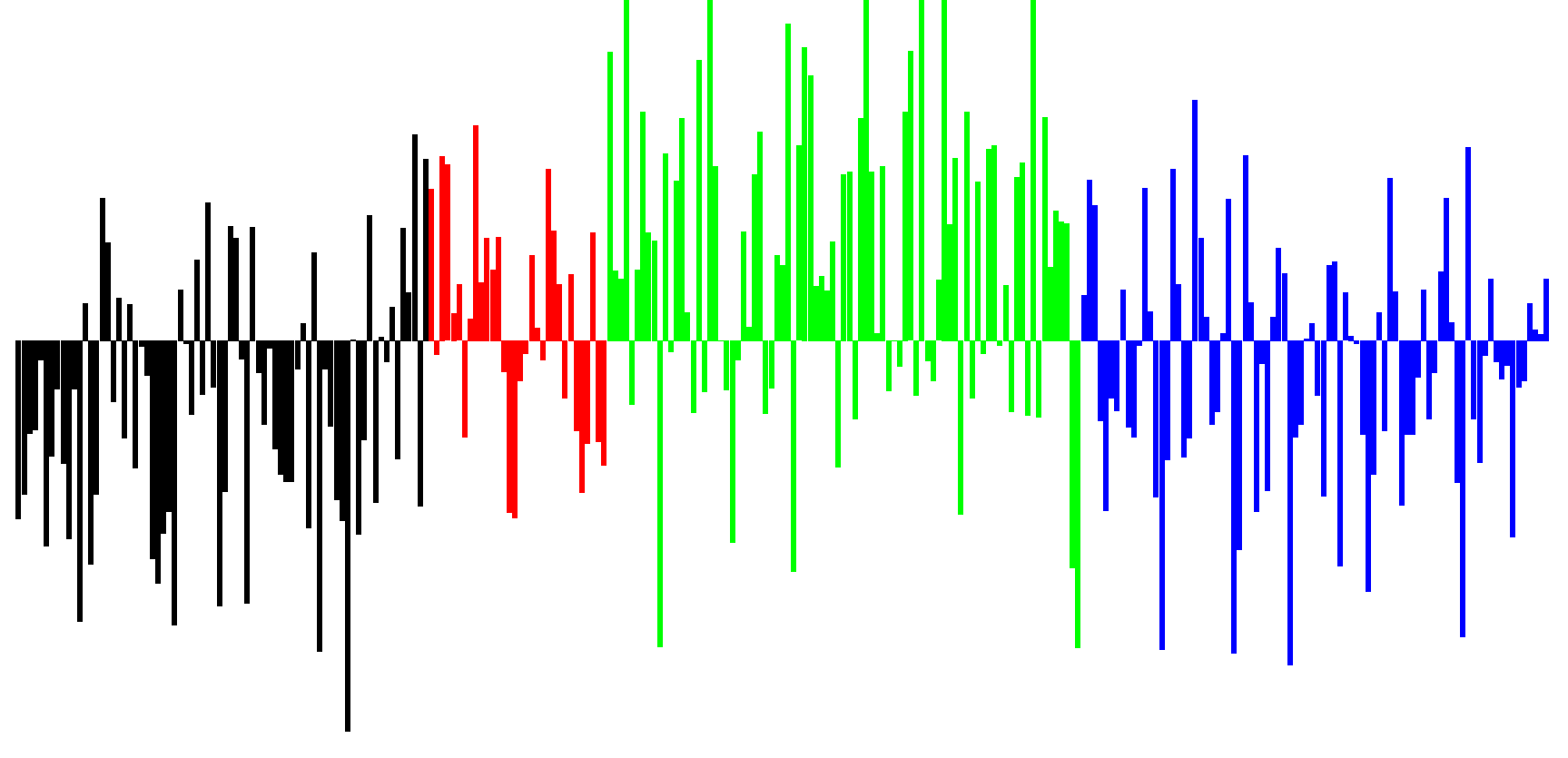

# Expression of ZHANG\_RESPONSE\_TO\_IKK\_INHIBITOR\_AND\_TNF\_DN in Spot K




Expression of ZHANG\_RESPONSE\_TO\_IKK\_INHIBITOR\_AND\_TNF\_DN in Spot L

$\Delta e$

1.5  
1.0  
0.5  
0.0  
-0.5  
-1.0  
-1.5




# Expression of ZHANG\_RESPONSE\_TO\_IKK\_INHIBITOR\_AND\_TNF\_DN in Spot M







# Expression of ZHANG\_RESPONSE\_TO\_IKK\_INHIBITOR\_AND\_TNF\_DN in Spot N




Expression of ZHANG\_RESPONSE\_TO\_IKK\_INHIBITOR\_AND\_TNF\_DN in Spot O



# Expression of ZHANG\_RESPONSE\_TO\_IKK\_INHIBITOR\_AND\_TNF\_DN in Spot P



# Expression of ZHANG\_RESPONSE\_TO\_IKK\_INHIBITOR\_AND\_TNF\_DN in Spot Q



# Expression of ZHANG\_RESPONSE\_TO\_IKK\_INHIBITOR\_AND\_TNF\_DN in Spot R

$\Delta e$

